

**YOUTH RISK BEHAVIOR
SURVEY DATA
DHS 2017**



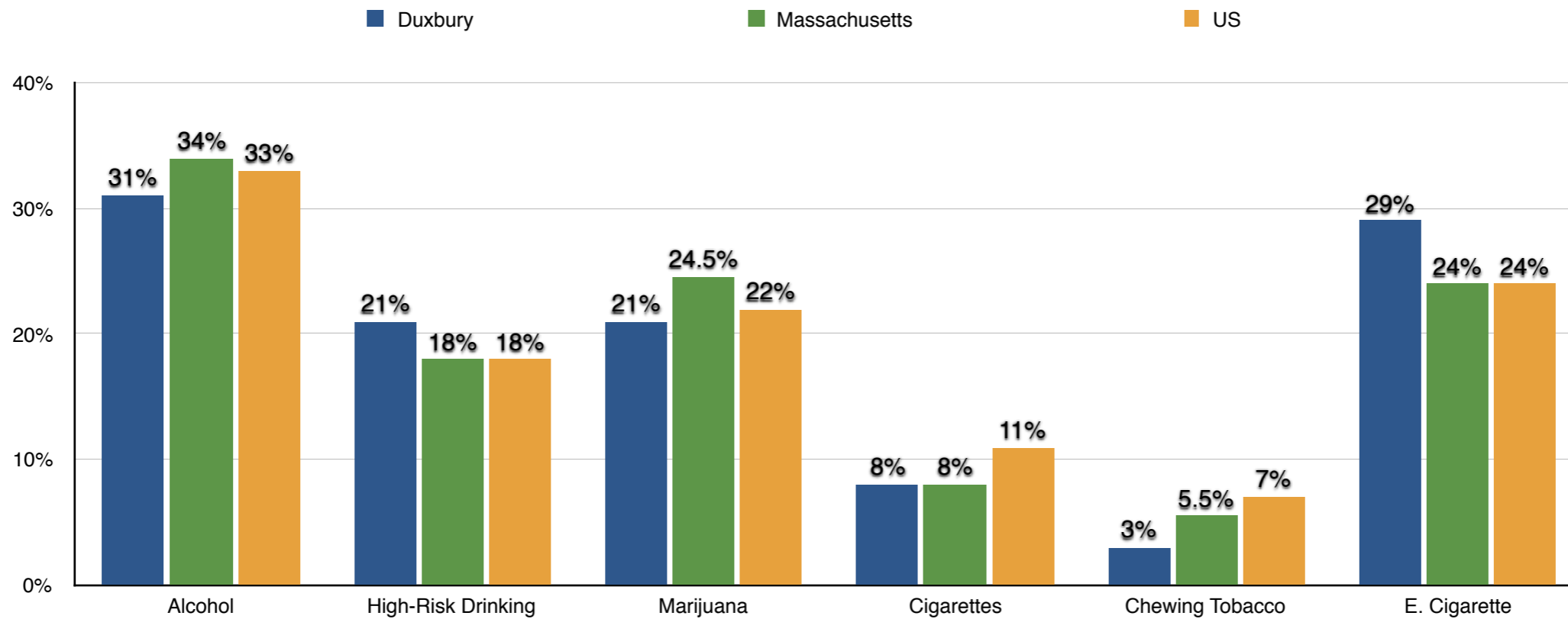
YRBS BACKGROUND

IN APRIL 2017, THE BI-ANNUAL YOUTH RISK BEHAVIOR SURVEY WAS ADMINISTERED TO 724 DUXBURY HIGH SCHOOL STUDENTS IN GRADES 9-12. IN PARTICULAR, THE HIGH SCHOOL SURVEY ASKED MORE DETAILED QUESTIONS REGARDING TOPICS LIKE SUBSTANCE ABUSE AND SEXUAL BEHAVIOR.

NOTE: LONGITUDINAL DATA IS NOT AVAILABLE FOR ALL STATISTICS.



DHS LIFETIME ALCOHOL, DRUGS & TOBACCO USE



Duxbury High School Past 30 Days Substance Use (2017) Compared to Massachusetts & United States (2015)

	Alcohol	High-Risk Drinking	Marijuana	Cigarettes	Chewing Tobacco	E. Cigarette
Duxbury	31.00%	21.00%	21.00%	8.00%	3.00%	29.00%
Massachusetts	34.00%	18.00%	24.50%	8.00%	5.50%	24.00%
US	33.00%	18.00%	22.00%	11.00%	7.00%	24.00%

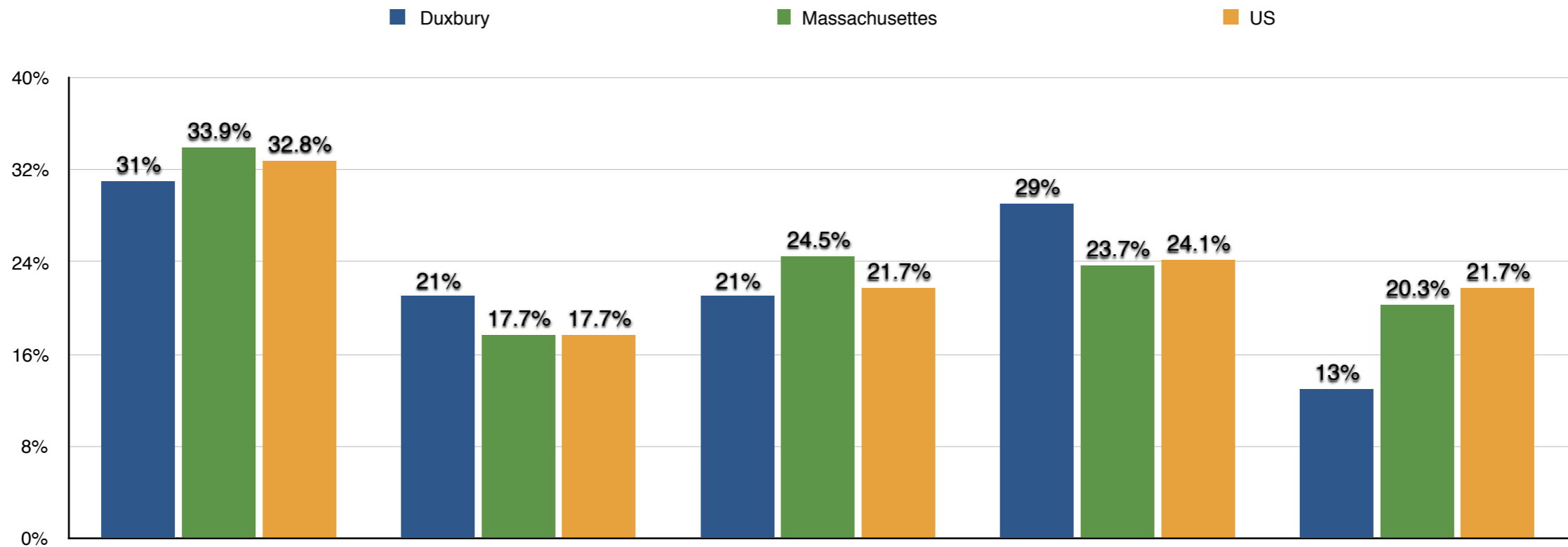


DHS LIFETIME ALCOHOL, DRUGS & TOBACCO USE

	2005	2007	2009	2013	2015	2017	05-17
ALCOHOL FREE FOR LIFE	23%	---	28%	33%	43%	50%	+27%
HAVE NEVER SMOKED A CIGARETTE	60%	64%	65%	78%	83%	83%	+23%
HAVE NEVER USED ELECTRONIC VAPOR PRODUCT	X	X	X	X	67%	62.5%	-4.5%
HAVE NEVER TRIED MARIJUANA	54%	57%	55%	64%	65%	69%	+11%
HAVE NEVER USED A PRESCRIPTION W/ OUT DR'S ORDER.	78%	81%	80%	87%	88%	93%	+15%



DHS ALCOHOL & DRUG USE IN PAST 30 DAYS



Duxbury High School Lifetime Substance Use (2017) Compared to Massachusetts & United States (2015)

	HAD AT LEAST 1 DRINK IN 30 DAYS PRIOR TO SURVEY	DRANK 5 OR MORE ALCOHOLIC DRINKS IN SAME DAY IN 30 DAYS PRIOR TO SURVEY	USED MARIJUANA IN 30 DAYS PRIOR TO THE SURVEY	USED AN ELECTRONIC VAPOR PRODUCT IN 30 DAYS PRIOR TO SURVEY	DURING THE PAST 12 MONTHS, HAS ANYONE OFFERED, SOLD, OR GIVEN YOU AN ILLEGAL DRUG ON SCHOOL PROPERTY
Duxbury	31%	21%	21%	29%	13%
Massachusetts	33.9%	17.7%	24.5%	23.7%	20.3%
US	32.8%	17.7%	21.7%	24.1%	21.7%

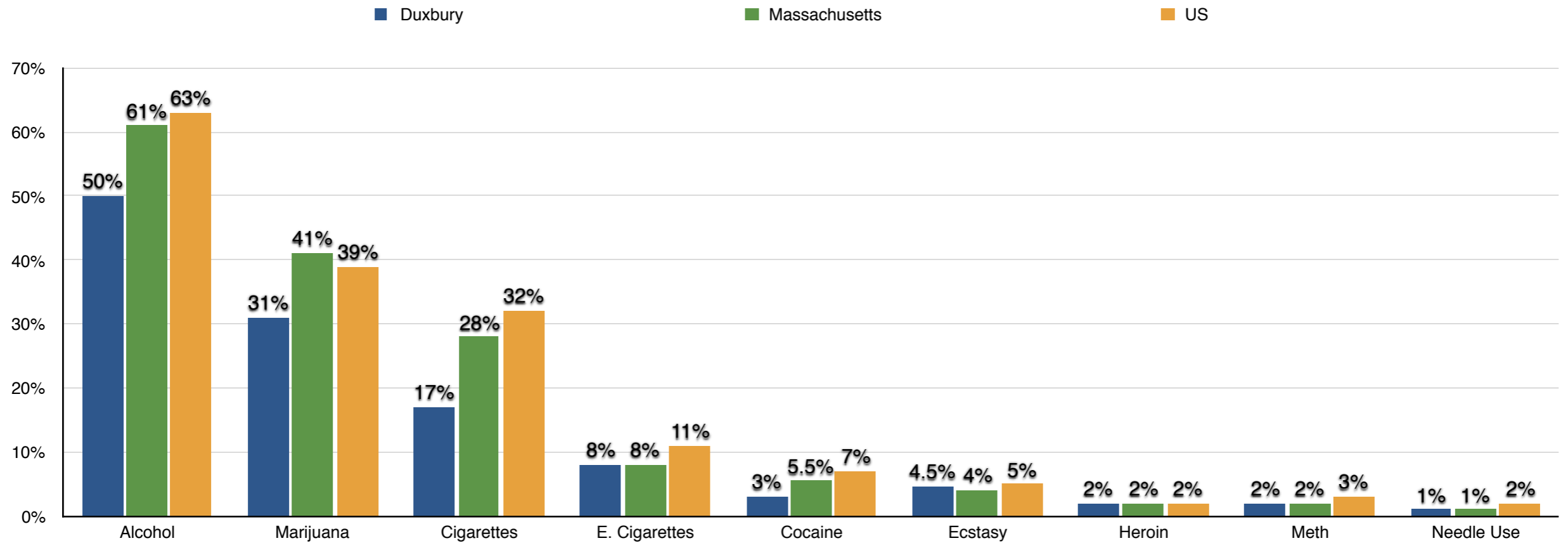


DHS ALCOHOL & DRUG USE IN PAST 30 DAYS

	2005	2007	2009	2013	2015	2017	05-17
# OF STUDENTS	824	872	913	932	1020	724	
HAD AT LEAST 1 DRINK IN 30 DAYS PRIOR TO SURVEY	52%	53%	49%	43%	38%	31%	-21%
DRANK 5 OR MORE ALCOHOLIC DRINKS IN SAME DAY IN 30 DAYS PRIOR TO SURVEY	35%	38%	33%	23%	23.2%	21%	-14%
USED MARIJUANA IN 30 DAYS PRIOR TO THE SURVEY	28%	29%	30%	22%	24.4%	21%	-7%
USED AN ELECTRONIC VAPOR PRODUCT IN 30 DAYS PRIOR TO SURVEY	X	X	X	X	18.1%	29%	10.9%
DURING THE PAST 12 MONTHS, HAS ANYONE OFFERED, SOLD, OR GIVEN YOU AN ILLEGAL DRUG ON SCHOOL PROPERTY?	X	X	X	YES= 20.5%	YES= 14%	YES= 13 %	-6.5%



DHS ALCOHOL & DRUG USE LIFETIME



Duxbury High School Lifetime Substance Use (2017) Compared to Massachusetts & United States (2015)

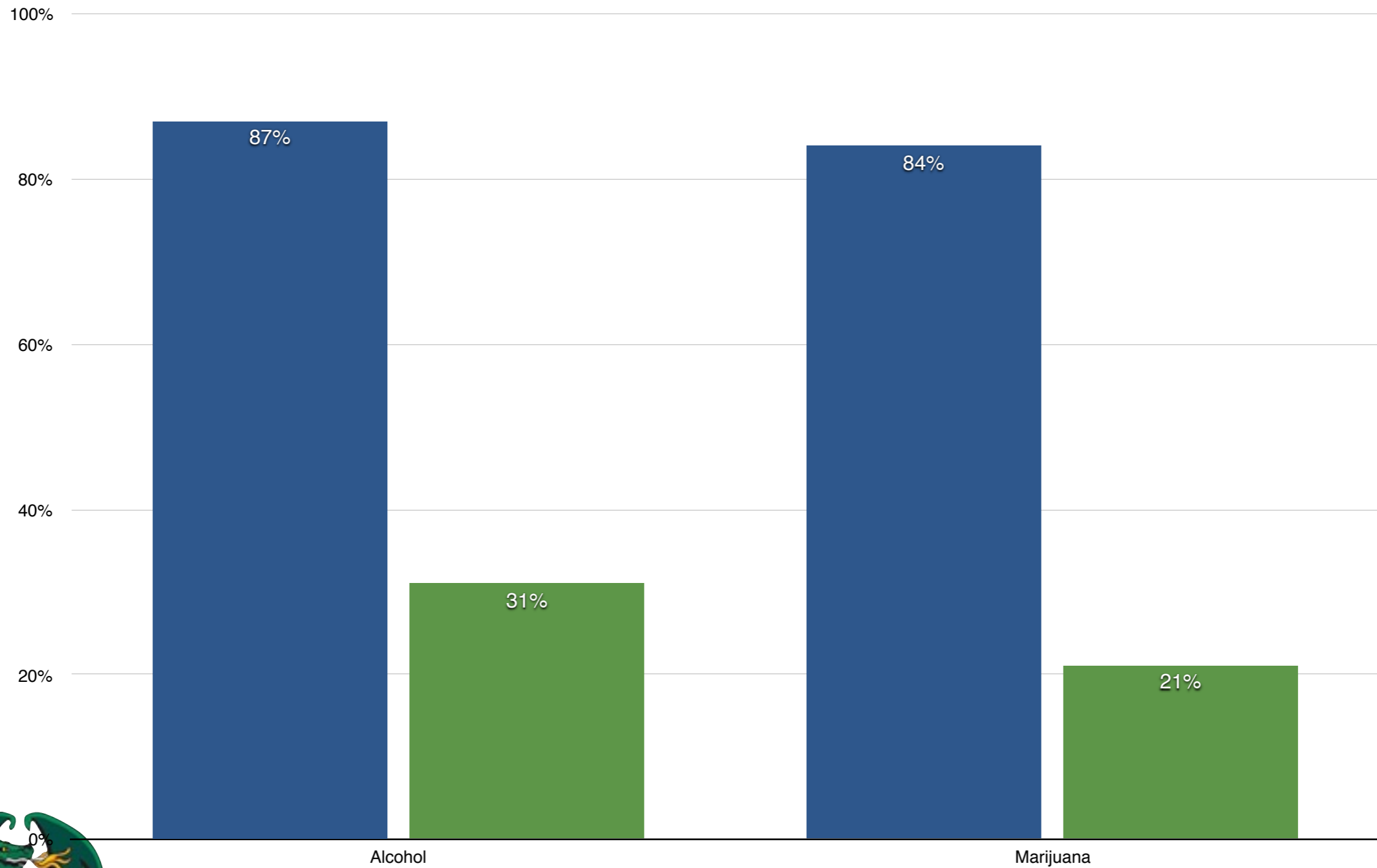
	Alcohol	Marijuana	Cigarettes	E. Cigarettes	Cocaine	Ecstasy	Heroin	Meth	Needle Use
Duxbury	50.0%	31.0%	17.0%	8.0%	3.0%	4.5%	2.0%	2.0%	1.0%
Massachusetts	61.0%	41.0%	28.0%	8.0%	5.5%	4.0%	2.0%	2.0%	1.0%
US	63.0%	39.0%	32.0%	11.0%	7.0%	5.0%	2.0%	3.0%	2.0%



SOCIAL NORMS: PERCEIVED VS. REPORTED USE

■ Perception in 30 Day Period

■ Actual in 30 Day Period



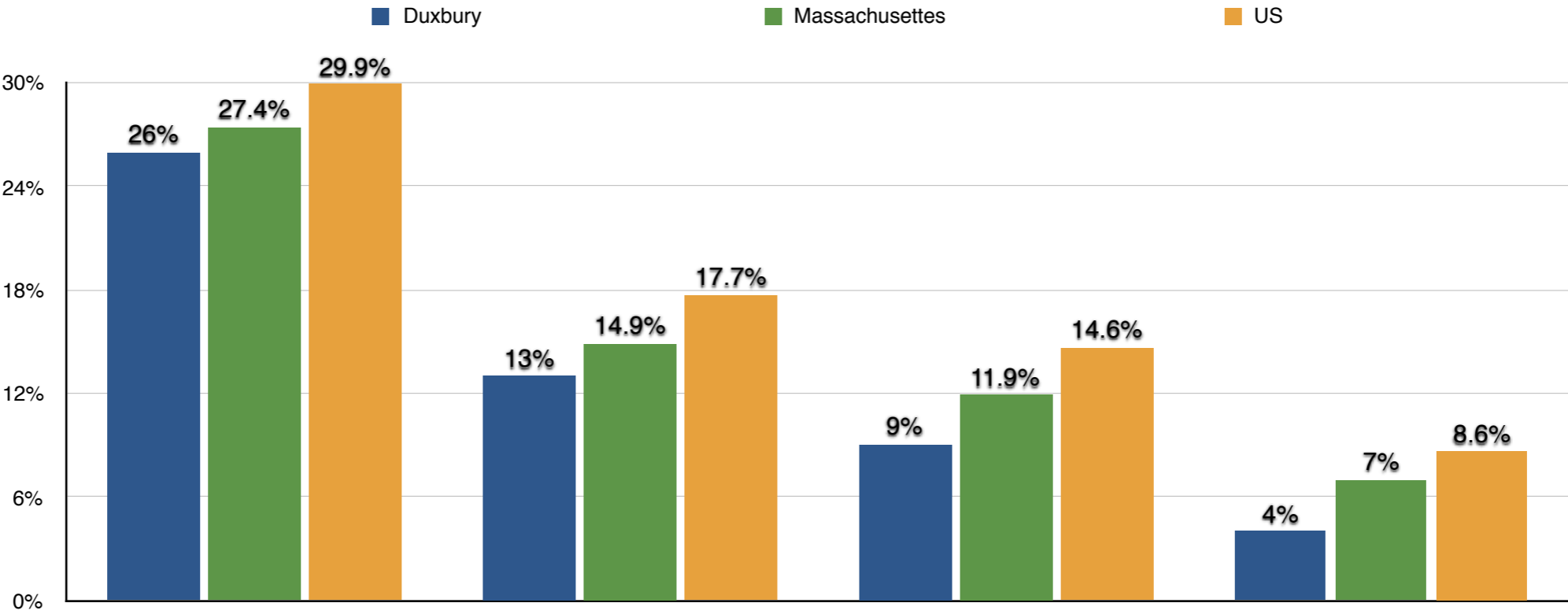
DHS ADDITIONAL STATISTICS

ADDITIONAL STATISTICS

- ▶ 44% OF RESPONDENTS (319 STUDENTS) HAD THEIR FIRST DRINK BETWEEN THE AGES OF 13 AND 16 YEARS (2013 - 45% - 454)
- ▶ 6% OF RESPONDENTS (43 STUDENTS) HAD THEIR FIRST DRINK BEFORE THE AGE OF 13
- ▶ 79% OF RESPONDENTS (572 STUDENTS) HAD NOT ENGAGED IN BINGE DRINKING IN THE 30 DAYS PRIOR TO THE SURVEY. 21% OF RESPONDENTS (152 STUDENTS) DID ENGAGE IN BINGE DRINKING IN THE LAST 30 DAYS.
- ▶ OF THE 23% OF STUDENTS (229 STUDENTS) WHO ENGAGED IN BINGE DRINKING, 9.5% (94 STUDENTS) REPORTED ENGAGING IN BINGE DRINKING ON 3-9 DAYS IN THE PAST 30 DAYS. (BINGE DRINKING IS DEFINED AS HAVING FOUR OR MORE DRINKS OF ALCOHOL IN A ROW, I.E., WITHIN A COUPLE OF HOURS FOR A FEMALE AND FIVE FOR A MALE.)
- ▶ 15% OF STUDENTS REPORTED RIDING IN A CAR IN PAST 30 DAYS DRIVEN BY SOMEONE WHO HAD BEEN DRINKING ALCOHOL (22% IN 2015).
- ▶ 5% REPORTED DRIVING A CAR OR OTHER VEHICLE WHEN THEY HAD BEEN DRINKING ALCOHOL IN PAST 30 DAYS (8% IN 2013)
- ▶ 69% OF RESPONDENTS (499) HAD NEVER TRIED MARIJUANA. OF THE 31% OF RESPONDENTS WHO HAD TRIED MARIJUANA (352 STUDENTS), 28% (202 STUDENTS) FIRST TRIED MARIJUANA BETWEEN THE AGES OF 13 AND 16 YEARS.
- ▶ OTHER DRUGS WERE REPORTED TRIED IN THE FOLLOWING PERCENTAGES: ECSTASY (4.5%), SYNTHETIC MARIJUANA (3.5%).



DHS SUICIDE & SCHOOL ENVIRONMENT



Duxbury High School Lifetime Substance Use (2017) Compared to Massachusetts & United States (2015)

	FELT SO SAD OR HOPELESS ALMOST EVERY DAY FOR TWO WEEKS OR MORE IN A ROW WITHIN THE PAST YEAR THAT THEY STOPPED DOING USUAL ACTIVITIES	THOUGHT SERIOUSLY ABOUT KILLING THEMSELVES	MADE A PLAN ABOUT HOW THEY WOULD KILL THEMSELVES	ATTEMPTED SUICIDE IN PAST 12 MONTHS
Duxbury	26%	13%	9%	4%
Massachusetts	27.4%	14.9%	11.9%	7%
US	29.9%	17.7%	14.6%	8.6%



DHS SUICIDE & SCHOOL ENVIRONMENT

	2005	2007	2009	2013	2015	2017	05-17
FELT SO SAD OR HOPELESS ALMOST EVERY DAY FOR TWO WEEKS OR MORE IN A ROW WITHIN THE PAST YEAR THAT THEY STOPPED DOING USUAL ACTIVITIES.	X	X	x	22%	28.7%	26%	-4%
THOUGHT SERIOUSLY ABOUT KILLING THEMSELVES	10%	9%	12%	11.5%	14.4%	13%	-3%
MADE A PLAN ABOUT HOW THEY WOULD KILL THEMSELVES	8%	7%	9%	8.5%	7.8%	9%	1%
ATTEMPTED SUICIDE IN PAST 12 MONTHS	11%	8%	11%	11%	4.1%	4%	



DUXBURY HIGH SCHOOL – 2017

ADDITIONAL INFORMATION

ADDITIONAL STATISTICS:

- ▶ **90.6% OF ALL STUDENTS REPORTED PLAYING VIDEO OR COMPUTER GAMES ON AN AVERAGE SCHOOL DAY (COUNTING XBOX, PLAYSTATION, IPOD, IPAD, TABLET, SMARTPHONE, YOUTUBE, VINES, FACEBOOK, OTHER SOCIAL NETWORKING TOOLS, AND THE INTERNET):**
 - ▶ **LESS THAN 1 HOUR/DAY = 26%**
 - ▶ **2 HOURS/DAY = 25%**
 - ▶ **3 HOURS/DAY = 14.5%**
 - ▶ **4 HOURS/DAY = 9%**
 - ▶ **5 OR MORE HOURS/DAY = 8%**

AVERAGE SLEEP PER NIGHT:

- **4 OR LESS HOURS = 6.5%**
- **5 HOURS = 7%**
- **6 HOURS = 22%**
- **7 HOURS = 35%**
- **8 HOURS = 25%**
- **9 HOURS = 4%**
- **10 OR MORE HOURS = 1%**



DUXBURY HIGH SCHOOL – 2017

ACTIONS TAKEN SINCE THE LAST YRBS

STUDENT STRESS	SUBSTANCE USE	WELLNESS
<ul style="list-style-type: none">+ STRESS LESS WEEK+ ILAB+ CALM CLASSROOM+ THERAPY DOGS+ SIGNS OF SUICIDE (GRADE 9)+ INTERFACE REFERRALS+ COAST PROGRAM	<ul style="list-style-type: none">+ SBIRT (GRADE 9)+ REVISED HEALTH CURRICULUM (9-10)+ EDUCATIONAL SPEAKERS+ COMMUNITY PARTNERSHIPS: FACTS, SOUTH SHORE HOSPITAL YOUTH HEALTH CONNECTION	<ul style="list-style-type: none">+ REVISED HEALTH CURRICULUM (9-10)+ MARCC - PROGRAMMING 8/9 (ONLINE SAFETY)+ DISTRACT-OLOGY



DUXBURY HIGH SCHOOL – 2017

GOING FORWARD:

*** EMBED AND EXPAND PROGRAMS INTO DHS**

EXPERIENCE/CULTURE:

*** STRESS LESS WEEK**

*** ILAB**

*** CALM CLASSROOM**

*** THERAPY DOGS**

*** SIGNS OF SUICIDE**

*** REVISED HEALTH CURRICULUM**

*** COMMUNITY PARTNERSHIPS: FACTS, SOUTH SHORE
HOSPITAL YOUTH HEALTH CONNECTION**



**YOUTH RISK BEHAVIOR
SURVEY DATA
DHS 2017**

